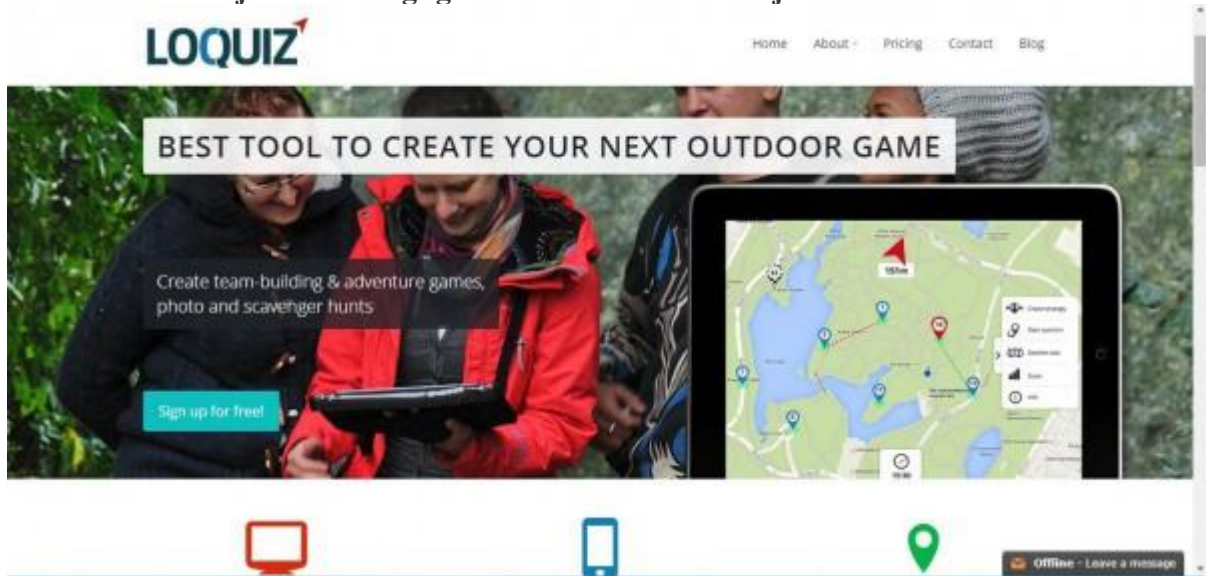


## LOQUIZ

Maastikumäng ühendab liikumise ja nuputamise, ja maastikumängus saab rakendada fantaasiat. Metsateele võib teha männikäbidest suunanoole, aga kogu mängu võib kokku panna ka veebis, lisandiks näiteks matemaatikaülesanded.

<http://loquiz.com> on veebikeskkond, kus saab kokku panna ülesannete lahendamisel ja küsimustele vastamisel põhinevaid maastikumänge, aga ka täitsa tavalisi viktoriine.

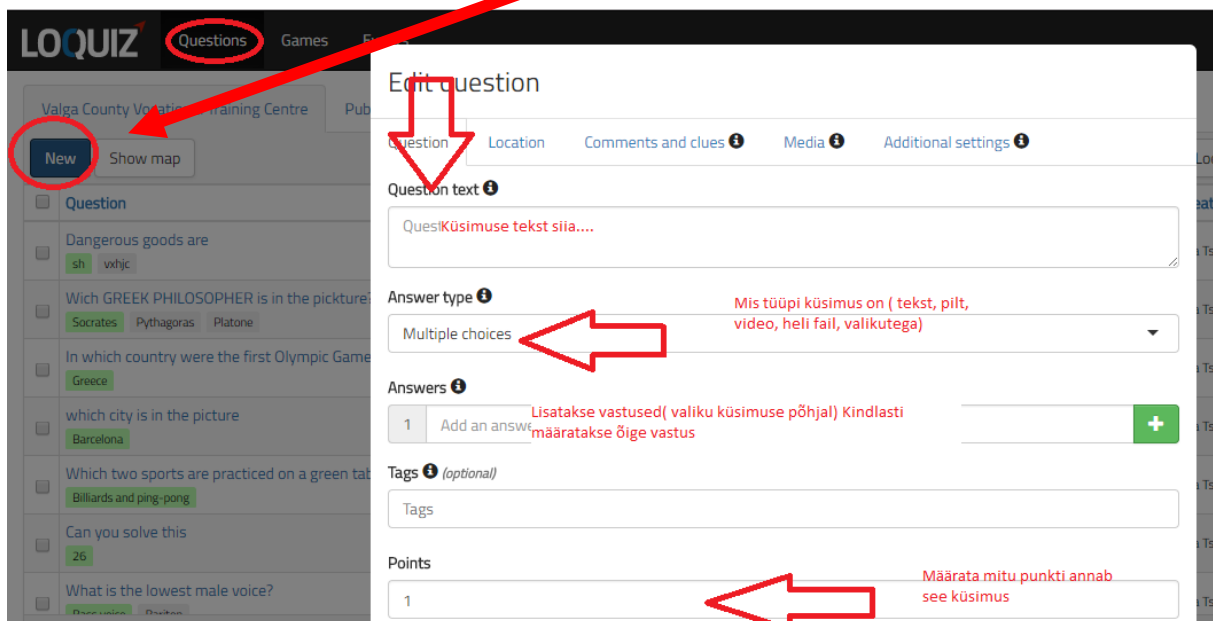
**Kõik küsimused ja muu mänguga seonduva saab kasutaja vormistada eesti keeles!**



Läbida tuleb kolm sammu!!!

Alustada tuleb küsimustest( question), siis luuakse mängu ( games) ja siis luuakse sündmust ( event)

Valige QUESTION OSA ja seejärel vajutage NEW nuppu peale

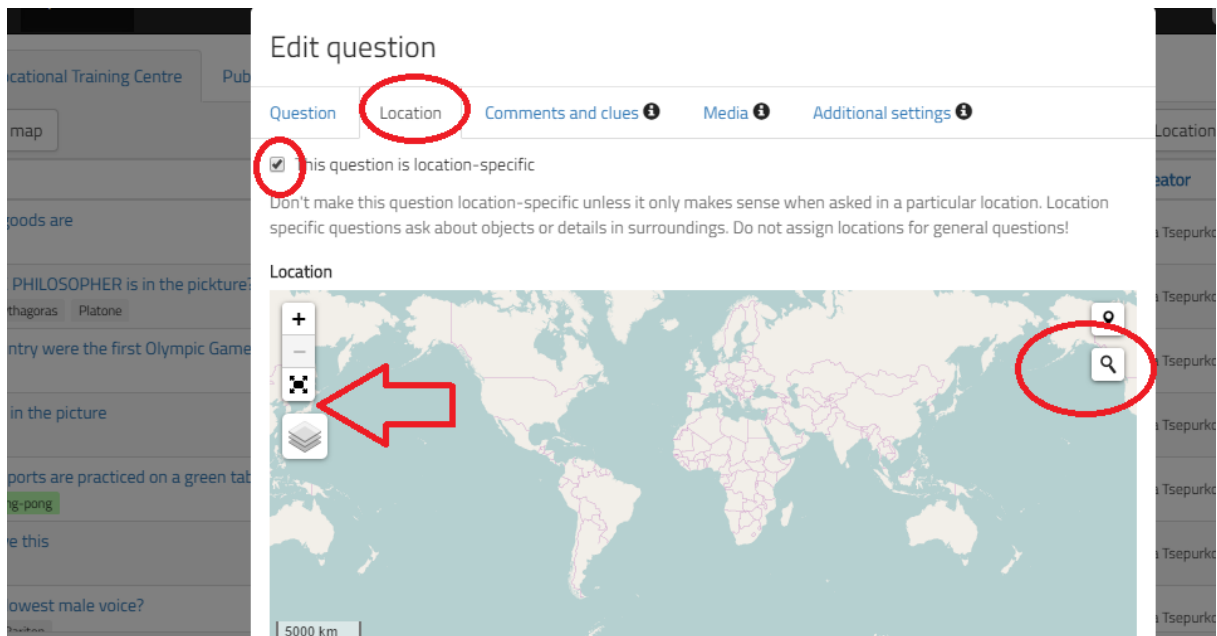


Nüüd tuleb valida küsimuse asukohta!

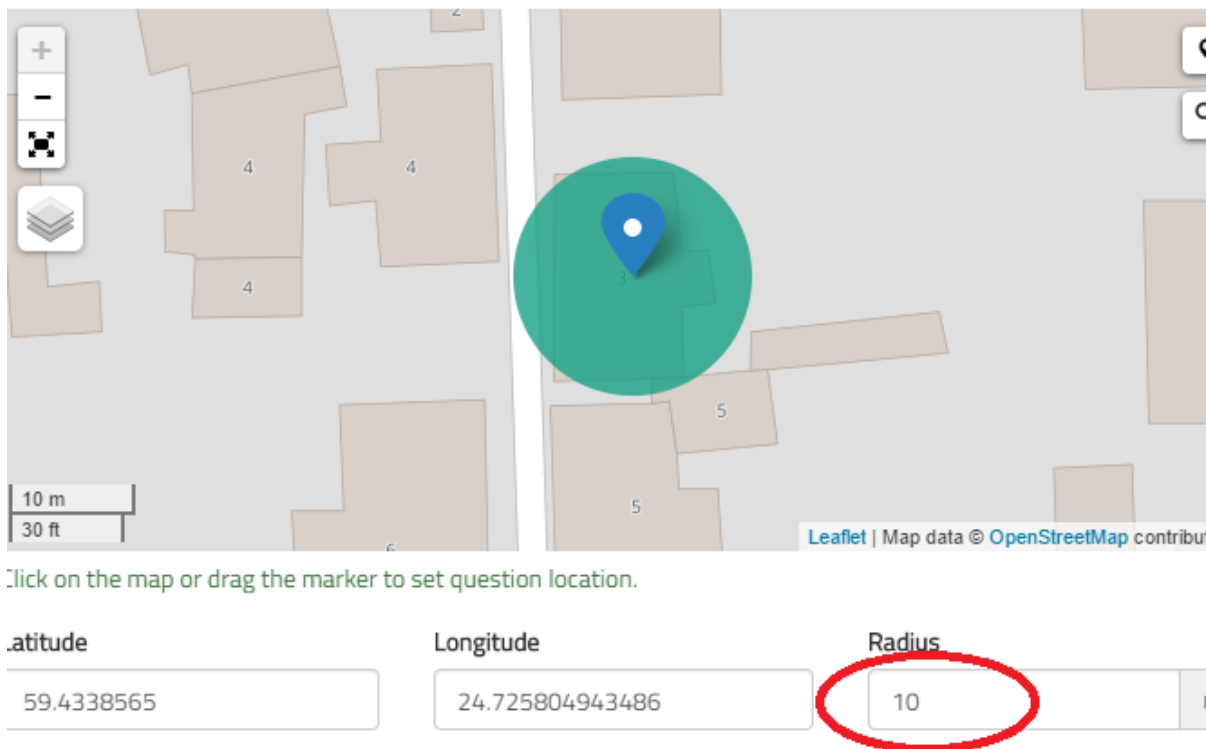
Valige LOCATION

Pange linnuke kasti

Ja luupi abil sisestage aadress. Saate valida täpne koht.



Oluline vaalida Raadius suurem, siis mäng õues on turvalisem!



Saab kontrollida ka et kaardil ei oleks ohtlike või privaadne alla!



Comments and Clues abil saab lisada kommentaar vastuse kohta ( ei ole kohustuslik!)

## Edit question

Question	Location	Comments and clues ⓘ	Media ⓘ	Additional settings ⓘ
<b>Short intro</b> <i>(optional)</i>				
A short intro to the question displayed on the pin				
<b>Intro</b> <i>(optional)</i>				
An intro given before the question				
<b>Hint</b> <i>(optional)</i>				
A hint to help solve the question				
<b>Comment after answering correctly</b> <i>(optional)</i>				
Comment		Kommentaar kui õige		
<b>Comment after answering incorrectly</b> <i>(optional)</i>				
Comment		kommentaar kui vale		

**Media** abil saab lisada. Küsimuse juurde pilt, video, heli ( aga selle jaoks on vaja mängu jaoks WIFI)

## Edit question

Question Location Comments and clues ⓘ Media ⓘ Additional settings ⓘ

**Image**

Drag & drop an image here to upload it.

Just add URL Upload image

**Youtube video**

http://

**Webpage**

http://

Close Create question

**Media ⓘ**  
 You can add url to photos, Youtube videos and web pages. Web pages open in separate browser. Photos and videos inside Youtube player. You can add only

Kui kõik küsimused valmis. Tuleb luua mängu, Valides GAME osa. Õues õppimise mängu jaoks tuleb valida ROGAN

LOQUIZ Questions Games Events Eva Tsepurko Valga County Vocational Training Centre

NEW GAME

Quiz (indoor) Clue (in- & outdoor) Rogain (outdoor) Strategy (outdoor) Scavenger (outdoor) Match (outdoor)

Traditional quiz. Players only see question screens. Next question opens when previous is answered. Question list or map are not shown. Game does not need GPS.

Navigate by clues in- and outdoor. Players see list of questions. Creator can make question activate on click, when code is entered or in specific location (question with coordinates). Map and navigation arrow is not shown. Game uses GPS if location specific questions are included.

Go to location, answer the question and get points. Navigation is on map and all the locations can be accessed. Players see the map and also the score each question gives. At the end of the game (time runs out or all locations are visited) players are guided to the finish. This game needs GPS!

This is original Loquiz. The idea is that starting from beginning players need to find the way to the end. Only one location is active and when team goes there question opens. Answering question correctly takes team forward and answering incorrectly takes team backward. Game author creates the "scenario map". Finish field is shown and players are directed there if they run out of time. This game needs GPS!

Create real scavenger hunts. Very flexible game type. Make locations appear on map using time triggers or make them appear after answering a question. Assign different starting points to different teams.

Works like Rogain game, but location will disappear for all the teams if any team answers it. Good data connection is needed throughout the game.

Help Help Help Help Help Help

CANCEL

Nüüd nii nimetatud küsimuste pangast tuleb tassida küsimused vasakule.



Edasi liikumiseks vajuta

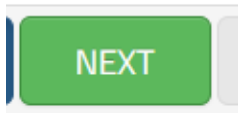
**JÄRJEKORD ON OLULINE! SEDA MUUTA EI SAA! SAAB KUSTUTADA**

The screenshot shows the LOQUIZ interface for creating a new game. On the left, there is a table with columns 'Question' and 'Points'. On the right, there is a list of questions with columns for 'Question', 'Flags', 'Tags', and 'Diffic'. The questions listed are:

Question	Flags	Tags	Diffic
Dangerous goods are sh vxhjc	[icon]		1
Wich GREEK PHILOSOPHER is in the pickture? Socrates Pythagoras Platone	[icon]		1
In which country were the first Olympic Games held? Greece	[icon]		5
which city is in the picture Barcelona	[icon]		5
Which two sports are practiced on a green table ? Billiards and ping-pong	[icon]		1

At the bottom, there is a navigation bar with buttons: CANCEL, 1. GAME TYPE, 2. QUESTIONS, 3. LOCATIONS, 4. CONFIGURE, 5. CREATE. A large green 'NEXT' button is also visible.

Edasi liikumiseks vajuta



Viimane võimalus kõik kontrollida! (asukoht, punktide arv, algus j lõpp)

The screenshot shows the 'NEW GAME' screen in LOQUIZ. It features a table of questions with columns for '#', 'Question', 'Points', 'Location radius', and 'Finish'. The questions are:

#	Question	Points	Location radius	Finish
1	Dangerous goods are sh vxhjc	1	15	F
2	Wich GREEK PHILOSOPHER i... Socrates Pythagoras Platone	1	10	F

To the right of the table is a map showing the location of the game. The 'Finish' column has a red circle around the 'F' button for the second question.

Nüüd on vaja lisada mängu nimetus ja muud mängu parameetrid( küsimuste juhuslik järjekord, ajapiirang)

The screenshot shows the 'NEW GAME' settings screen in LOQUIZ. It is divided into three main sections: 'Game settings', 'Question settings', and 'Pin settings'.

- Game settings:** Includes 'Game title' (circled in red), 'Intro message', 'Finish message', 'Language' (set to Estonian), and 'Tags'.
- Question settings:** Includes options for 'Questions have no time limits', 'All questions have a fixed time limit', 'Time limits are question-specific', 'Incorrect answers give 0 points', 'Incorrect answers give negative points', 'Limit hints (when available)', 'Show if the answer was correct or incorrect', and 'Show after-answer comment if available'. A red arrow points to the 'Time limits are question-specific' option, with the text 'seaded, kui vastus on vale, ajapiirang' next to it.
- Pin settings:** Includes options for 'Display question order on pin', 'Display question score on pin', 'Display question intro on pin', and 'Display nothing on pin'.
- Other settings:** Includes 'Comments'.

Nüüd sama mängu võib kasutada mitu korda, mitme erineva rühma, klassi põhjal!

Selljaoks iga kord tuleb luua eraldi SÜNDMUS! EVENT eraldi kasutajaga ja parooliga!

Mängu alustamiseks ja lõpetamiseks on vaja wifi. Mängu jooksul kui ei ole meedia materjali wifit ei ole vaja. Ehk Võite alustada Statoilist ja lõpetada mäng koolis aga mäng võib toimuda metsas ja jaanikeses!

Mängu jaoks tahvlearvutites või telefonides peab olema eelnevalt alla laadid Loquiz app, või rakkendus!

Mängu alustamiseks teatb õpetaja EVENT ( sündmuse kasutaja ja salasõna). Edasi õpiulased sisestavad meeskonna nimetus ja alustavad mängu!

Selles osas õpetaja näeb oma arvutist või nutiseadmest, kuidas mäng kulgeb. Või vaatab, kuidas fotod sisse tulevad, mis punkti vastajad jõudsid, kui palju punkte on üks ja teine meeskond kogunud

Event	Status	Results	Username	Password	Game
germany	OPEN	Results	vkog1	1111	Germany project
Teaching in the digital age	OPEN	Results	valgaerasmus	1111	teaching
Germany project	OPEN	Results	vkog	1111	Germany project
Mittelfranken	OPEN	Results	Lauf	4764	Lauf rallye
Latein für Einsteiger am 27.03.2017	OPEN	Results	Latein	3760	Latein für Einsteiter
Benin in Valga	OPEN	Results	ValgaCountyVo..	4324	Benin
vpk	OPEN	Results	vpk	vpk	PÕHIKOOL
põhikool 21.10	OPEN	Results	vkok21	vkok21	PÕHIKOOL
sat15	OPEN	Results	sat15	sat15	SAT 15
Shr 16	OPEN	Results	shr16	1111	SHR 10
DigiMeister 2016: köielants	OPEN	Results	digi	1234	DigiMeister 2016: köielte